



HASCONWING C-ALU AXIAL FANS

Aluminum sickle profile axial impellers, diameters from 450 mm to 1282 mm

Product features

- slightly sickle profile blades
- light aluminum alloy hub (size 5/9/12/16)
- 2 blade models: CL (regular) and CL-S (short)
- 3/4/5/6/8/9/12/16 blades configurations
- right/left fixed setting angles – 25° to 50°
- clockwise/counter-clockwise rotation
- sucking/blowing air flow
- robust, efficient, higher performances at low rpm and low noise
- can resist up to 300° C for 2 hours (EN 12101-3:2002)

Applications

- High temperatures
- Industrial ventilators
- Snow cannons
- Dryers and kilns
- Cooling towers
- Corrosive environments
- Hovercrafts
- Heat exchangers

Blade materials

C-ALU blades are 100% made of aluminum, and deliver the best performances in extreme temperature conditions and corrosive atmospheres.

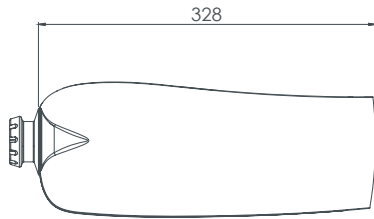
| Material | Description | Op. temperature* |
|----------|-------------|------------------|
| ALU | Aluminum | -80°C to +250°C |

* Contact technical dpt. for further info

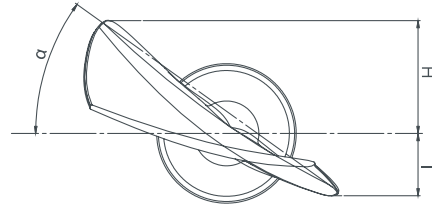
Specifications and dimensions

C-ALU fans are configurable with 3/4/5/6/8/9/12/16 blades, depending on the hub. Blades are available in two versions: CL (regular), and CL-S (short) with left variable-pitch setting angles ranging from 25° to 50°.

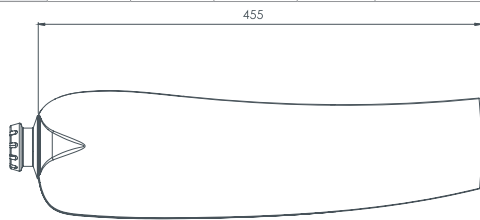
| Blade | Hub | Hub Ø [mm] | MIN Ø [mm] | MAX Ø [mm] | Configurations |
|-------|-----|------------|------------|------------|----------------|
| C-S | 5 | 150 | 450 | 801 | 5-5 |
| | 9 | 200 | 570 | 848 | 9-9 |
| | 12 | 280 | 570 | 929 | 12-12, 12-6 |
| | 16 | 375 | 720 | 1026 | 16-16, 16-8 |




| Dimensions by Angle | | | | | | | | |
|---------------------|-----|-----|-------|-----|-------|-----|-----|-----|
| α | 25° | 30° | 32,5° | 35° | 37,5° | 40° | 45° | 50° |
| H | 42 | 47 | 50 | 52 | 55 | 57 | 61 | 65 |
| l | 20 | 24 | 27 | 29 | 31 | 33 | 37 | 40 |



| Blade | Hub | Hub Ø [mm] | MIN Ø [mm] | MAX Ø [mm] | Configurations |
|-------|-----|------------|------------|------------|--------------------|
| C | 5 | 150 | 450 | 1057 | 5-5 |
| | 9 | 200 | 570 | 1104 | 9-9, 9-3 |
| | 12 | 280 | 570 | 1185 | 12-12, 12-6, 12-4 |
| | 16 | 375 | 720 | 1282 | 16-16, 16-12, 16-8 |



| Dimensions by Angle | | | | | | | | |
|---------------------|-----|-----|-------|-----|-------|-----|-----|-----|
| α | 25° | 30° | 32,5° | 35° | 37,5° | 40° | 45° | 50° |
| H | 42 | 47 | 50 | 52 | 55 | 57 | 61 | 65 |
| l | 20 | 24 | 27 | 29 | 31 | 33 | 37 | 40 |

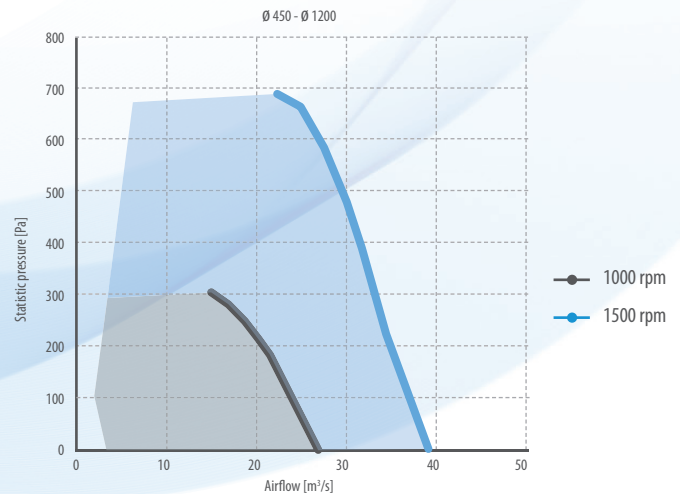
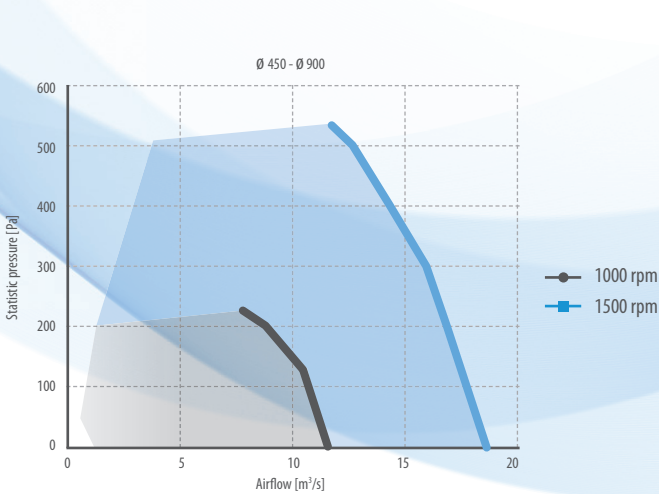


Energy efficiency

All our fans have to go through thorough testing in AMCA 210 wind tunnels and are ready to meet the requirements of the EU Directive 2020 for energy efficiency. For further info contact our technical department.

Performance diagrams

In order to select the best fans for your application and visualize their performance diagrams, please refer to Qualyfan selection software. To download Qualyfan, visit hwventilation.it or send email us at info@hwventilation.it



HW VENTILATION s.r.l. Viale dei Kennedy 81-83 • 20027 Rescaldina (MI) - ITALY
Tel. +39 0331 1558 815 • info@hwventilation.it • www.hwventilation.it



hwventilation.it